

# DH-PFT1500

5-Port PoE\_extender with 4-Port PoE Out and 1-port PoE In (V2.0)



- 4× 100 Mbps PoE Ethernet ports, 1 × 1000 Mbps PoE Ethernet port.
- All ports meet the requirements of IEEE802.3af and IEEE802.3at standards. The red ports also conform with Hi-PoE and IEEE802.3bt standards.
- 250 m long-distance PoE transmission, which can be enabled by the DIP switch.
- PoE Watchdog for real-time detection of terminal device status.
- Fanless.
- Full-metal.
- Lightning Protection: common mode: 4 kV, differential mode: 2 kV.
- Desktop mount and DIN-rail mount.



## System Overview

The Device is a hardened PoE extender. It works together with conventional PoE devices to extend their maximum base transmission distance to 350 meters.

## Functions

### PoE Input

Gigabit PoE input and 100 Mbps PoE output, just one cable satisfies demand of power supply and signal transmission.

### Long Distance PoE

By dialing or enabling long-range transmission on the WEB interface, the transmission distance of a PoE port can be up to 250 m, meeting the requirement of wired transmission (bandwidth reduced to 10 Mbps).

### Red Port 90W

The red ports support IEEE802.3af, IEEE802.3at, IEEE802.3bt and Hi-PoE standards, with a maximum output power consumption of 90W per port. Suitable for powering high-power devices.

### PoE Watchdog

Adopts the innovative PoE Watchdog. PoE Watchdog can be switched on by dialing/turning on the WEB page switch. It enables the switch to automatically detect port status and restart the failed ports to recover connection in case of IPC connection exception. This enables intelligent operation and maintenance management in its true sense and effectively reduces manual maintenance costs.

## Wide Operating Temperature

Supports working at ambient temperatures of  $-30^{\circ}\text{C}$  to  $+65^{\circ}\text{C}$ , and has built-in professional mine-proof circuits, effectively reducing the impact of thunderstorms on network systems and improving system robustness, adapted to harsh environments.

## Full Metal Design

With a full-metal design, the device features a durable casing and provides excellent heat dissipation to ensure its performance in a harsh environment.

## Scene

It designed for different surveillance scenarios such as roads in parks/communities, malls, medium to large factories, and construction sites.

### Technical Specification

#### Hardware

PoE	Yes
Ethernet Port	4
Ethernet Port Speed	10/100 Mbps
Ethernet Port Uplink Speed	10/100/1000 Mbps
Description of Function Slots	Port1-4: 4*RJ45 10/100 Mbps Port5: 1*RJ45 10/100/1000 Mbps
Operating Temperature	-30 °C to +65 °C
Operating Humidity	5%~95% (RH)
Storage Temperature	-40 °C to +70 °C
Storage Humidity	5%~95% (RH)
Power Consumption	Idling: 5 W Full load: 90 W

#### Performance

Layer	Layer 2
Management Type	No
MTBF	66.37
Switching Capacity	2.8 Gbps
Packet Forwarding Rate	2.08 Mpps
Packet Buffer Size	1 Mbit
Jumbo Frame	9K Byte
MAC Table Size	4K
Communication Standard	IEEE 802.3, IEEE 802.3u, IEEE 802.3X, IEEE 802.3ab, IEEE 802.3z, IEEE 802.3az

#### PoE

PoE Protocol	IEEE 802.3af; IEEE 802.3at; Hi-PoE; IEEE 802.3bt
PoE Power	Port 2-4 ≤ 30 W, port 1 ≤ 90 W, Full load ≤ 90 W
PoE Pin Assignment	1, 2, 4, 5 (V+), 3, 6, 7, 8 (V-)
Long Distance PoE Transmission	Yes

#### Port

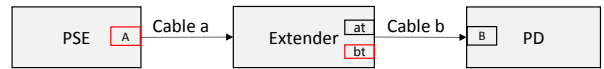
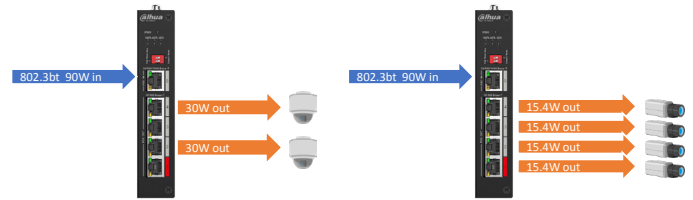
IEEE 802.3x Flow Control	Yes
--------------------------	-----

#### General

Statics Protection	Air discharge: 8 kV Contact discharge: 6 kV
Lighting Protection	Common mode: 4 kV Differential mode: 2 kV
Net Weight	0.47 kg (1.03 lb)

Gross Weight	0.65 kg (1.43 lb)
Product Dimensions	150 mm × 100 mm × 30 mm (5.9" × 3.9" × 1.2")
Packaging Dimensions	265 mm × 238 mm × 76 mm (10.43" × 9.37" × 2.99")
Casing	Metal
Installation	Desk Mount Guide Rail Mount
Certifications	CE; FCC

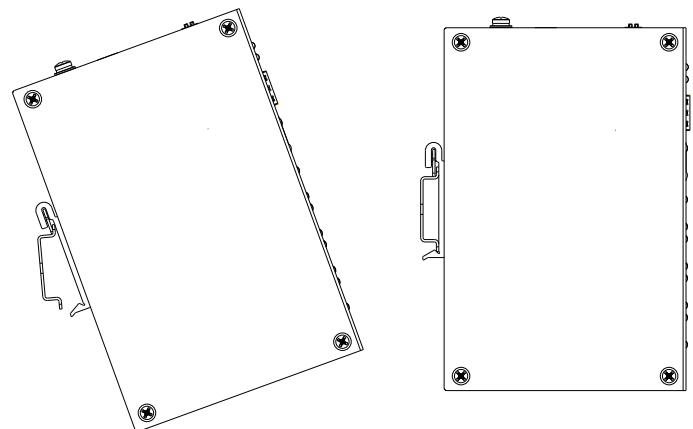
### PoE Performance



CAT5E/CAT6. Max. DC resistance < 10Ω/100m.					
Cable set	Route	Port A 90W		Port A 30W	
		Extender bt out	Extender at out	Extender bt out	Extender at out
Cable a + Cable b	100m+100m	40W	25.5W	13W	13W
	100m+250m/250m+100m	25.5W	25.5W	10W	10W

Note: Data from this table was collected by Dahua test lab and is for reference only. If there is inconsistency between field application and the table, the field result shall prevail.

### Installation



Dimensions (mm[inch])

